



cleanfix

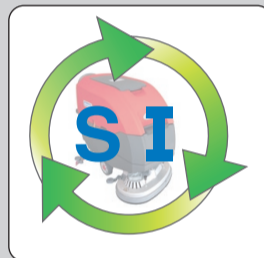

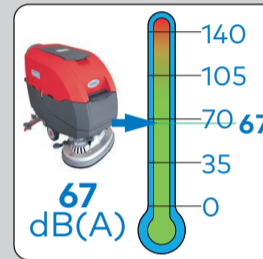


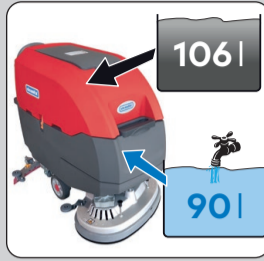
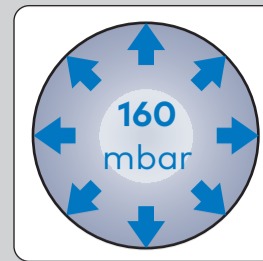
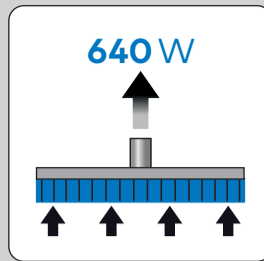

RA705 IBCT



Cleanfix Reinigungssysteme AG
Stettenstrasse 15
CH-9247 Henau-Uzwil
Tel. +41 71 955 47 47
info@cleanfix.com

www.cleanfix.com

Technical data - Technische Daten - Fiche technique - Ficha técnica



07/2024



RA705 IBCT

cleanfix

Water **Battery** **Speed**

Vacuum OFF ON **Brush OFF ON**

Cleanfix AG
GEL **AGM**

Starting - Inbetriebnahme - Mise en marche - Puesta en marcha

1. Turn the power switch to the ON position.
2. Push down the foot pedal to engage the brushes.
3. Turn the hand lever to the ON position.
4. Press the power button on the control panel.
5. Press the forward button on the control panel.
6. Press the reverse button on the control panel.

Preparation - Vorbereitung - Préparation - Preparación

cleanfix



Care/ Change - Pflege/ Wechsel - Soins/ Changer - Care/ Cambiar



Care - Pflege - Soins - Care



cleanfix



Care - Pflege - Soins - Care



Storage - Lagerung - Stockage - Almacenaje

